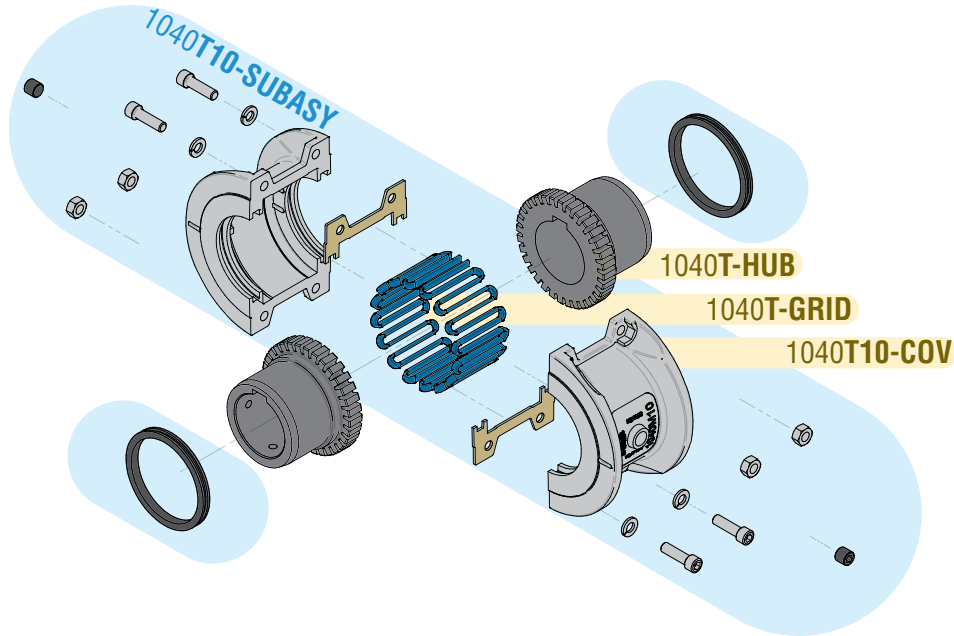
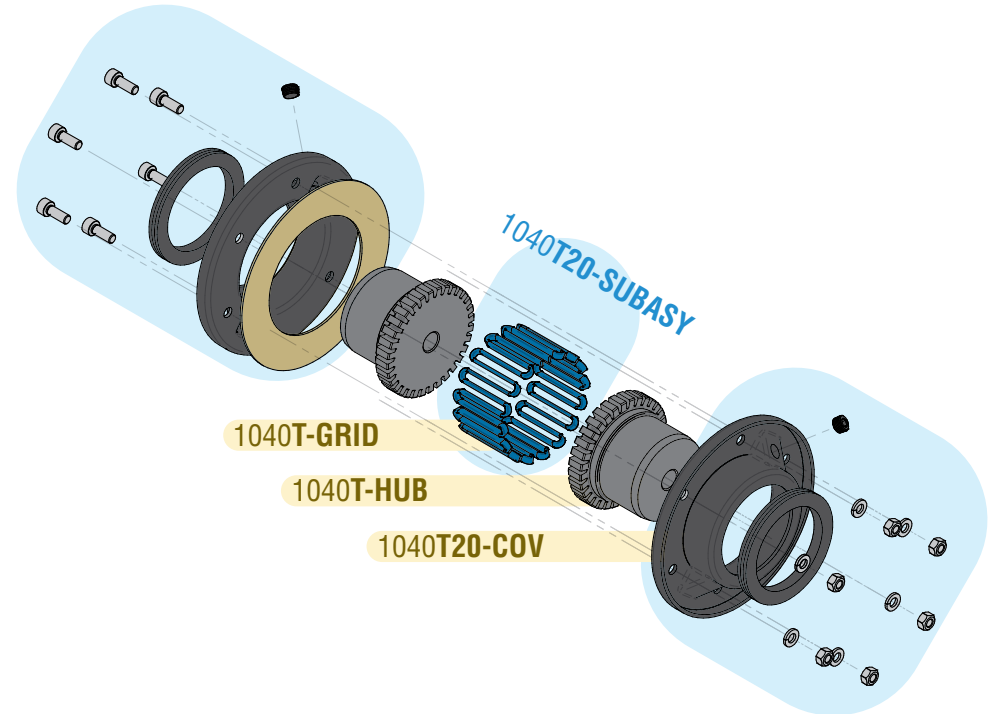


Coupling Component Guide

Type T10 - Horizontal Cover Design



Type T20 - Vertical Cover Design



Required Components for:

Complete Coupling

Coupling Type	Hub Specify Bore Data	Cover Grid Assembly
xxxxT10	(2) xxxxT-HUB	(1) xxxxT10-SUBASY
xxxxT20	(2) xxxxT-HUB	(1) xxxxT20-SUBASY

Clearance Fit Bore

(1) Rebore
(1) Keyway
(2) Set Screws

Sizes 1020 -1090 are supplied as clearance fit unless otherwise specified by the customer.

Interference Fit Bore

(1) Rebore
(1) Keyway

Sizes 1100 -1200 are supplied as interference fit unless otherwise specified by the customer.

SUBASY (T10/T20) include:

Cover, Grid, Seals, Gaskets, Fasteners & Lube Plugs (Grease Packet supplied with SUBASY 1020 through 1090)

COVER (T10/T20) include:

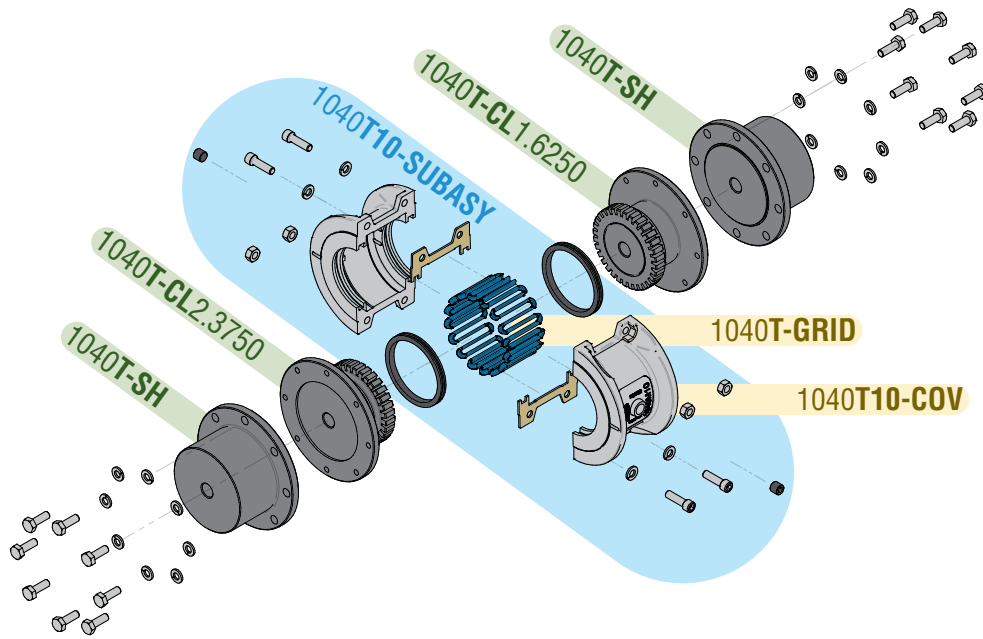
Cover, Seals, Gaskets, Fasteners & Lube Plugs



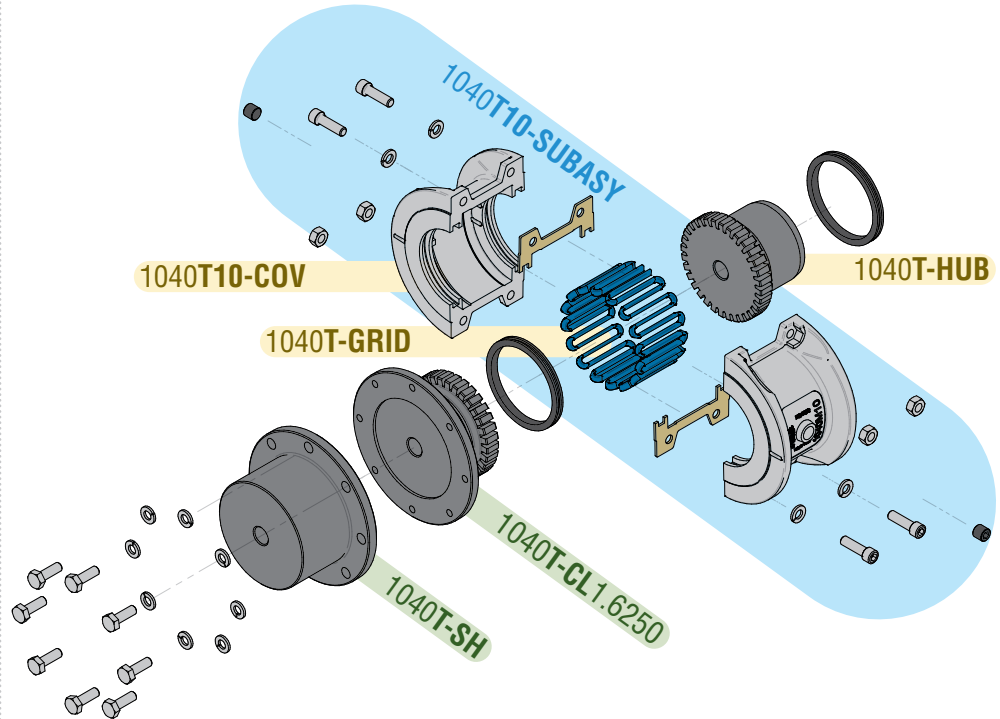
BLUEFlex™

Coupling Component Guide

Type T31- Spacer Design



Type T35 - Half Spacer Design



Required Components for:

Complete Coupling

Coupling Type	Shaft Hub Specify Bore Data	Spacer Hub Specify CL Data	Cover Grid Assembly
xxxxT31	(2) xxxxT-SH	(2) xxxxT-CLx.xxxx	(1) xxxxT10-SUBASY
xxxxT35			

Clearance Fit Bore

(1) Rebore
(1) Keyway
(2) Set Screws

Sizes 1020 -1090 are supplied as clearance fit unless otherwise specified by the customer.

Interference Fit Bore

(1) Rebore
(1) Keyway

Sizes 1100 -1200 are supplied as interference fit unless otherwise specified by the customer.

SUBASY (T10/T20) include:

Cover, Grid, Seals, Gaskets, Fasteners & Lube Plugs (Grease Packet supplied with SUBASY 1020 through 1090)

COVER (T10/T20) include:

Cover, Seals, Gaskets, Fasteners & Lube Plugs

For CL interchange see BSE Chart see Section C of the Big Catalog.